

Singular Logic

senseone

Piraeus

Salonica

Larissa

Kefalonia

Arachova

Alexandroupoli

DEYA Spartis

Kifissia

DEYA A. Manis

DEYA Kastorias

Peristeri

Komotini

Drama

Kalamata

Kos

Serres

Vrilissia

DEYA Zakynthou

Corfu

DEYA Korinthou



Singular Logic

senseone

Unified DIAS codes for fees, detailed analysis for citizens with payment ability

Data security, no data stored in the Cloud

01 Unified authentication of users via Taxisnet

02 Unified interface for all Municipalities and Water & Sewage Companies

03 Ready to connect with an IoT Platform

From e-Government to Cloud Government

The elocalgovernments.gr platform utilizes the results produced by Genesis in the Cloud

Singular Logic

senseone

Introducing SenseOne

1

SenseOne, WITSA Award winner 2018, a member company of SingularLogic Group, is a leading, innovator of IoT solutions that designs and implements IoT projects of varying sophistication levels, covering the growing demand for IoT data interoperability.

2

The customer base of SenseOne includes commercial banks, big retailers, real estate owners, FM companies, hospitals, marinas, operators of industrial parks, utilities and municipalities. SenseOne is actively involved in international R&D initiatives related to Smart Cities and Smart Buildings like the **“Optimus Smart City”** and **“Water4Cities”**.

Systems



Water Distribution Network



PLC



Controllers



Domestic & Industrial Meters



Data Loggers



Sensors



Quality Characteristics



Protocols

Serial/TCP

Modbus

mBUS

Profibus

OPC

MQTT

Radio

Data Flow



SCADA Systems



EMS



Manual Readings



Local Software

Output

	A	B	C	D	E	F	G	H	I
1013	26/2/2018	881	348	307	859	243	748	220	2073
1014	27/2/2018	796	234	760	873	572	680	262	1150
1015	28/2/2018	626	237	788	851	859	787	386	1471
1016	1/3/2018	821	232	357	750	577	667	237	302
1017	2/3/2018	187	234	447	877	1001	743	286	1123
1018	3/3/2018	808	348	758	1004	1030	754	252	1755
1019	4/3/2018	621	323	888			738	284	1533
1020	5/3/2018	785	521	344	830	1003	727	297	1757
1021	6/3/2018	789	587	351	890	928	758	331	1543
1022	7/3/2018	790	275	355	843	963		379	1964
1023	8/3/2018	832	447	416	876	1024		372	2130
1024	3/3/2018	818	346	793	909	1016	756	207	2194

Multiple excels

thermoforming	low	φεβ	Μαρ	Αμπ	Μαϊορ	low
FCP	423.788	451.566	501.807	425.745	494.019	482.802
scrap	4.775	5.488	6.828	5.257	10.925	13.324
FCP+scrap	428.563	457.054	508.635	431.002	504.943	496.125
kWh	894.363	950.015	1.082.068	892.270	1.057.119	1.038.061
kWh/kg	2.110	2.104	2.156	2.096	2.140	2.150
kWh/s/kg	2.087	2.079	2.127	2.070	2.094	2.092
€	67.508,81 €	65.343,38 €	76.325,38 €	60.300,73 €	72.678,11 €	69.534,94 €
€/kg	0.159 €	0.145 €	0.152 €	0.142 €	0.147 €	0.144 €
€/kg (S)	0.158 €	0.143 €	0.150 €	0.140 €	0.144 €	0.140 €

Combine excels to produce KPIs/EnPIs



Graphs and Chart

T
O
W
E
R
O
F
B
A
B
E
I

PROBLEMS WE SOLVE



Customer Needs

- ✓ IoT Data Interoperability in the IoT segments of Smart Cities & Connected Assets
- ✓ Business Know How

Pain Points

- × Cost and effort for orchestration of heterogeneous IoT offerings / data sources
- × Domain Experts

WaterSense



OLYMPIOS
INNOVATION | WATER | TECHNOLOGY

The dashboard displays the following components:

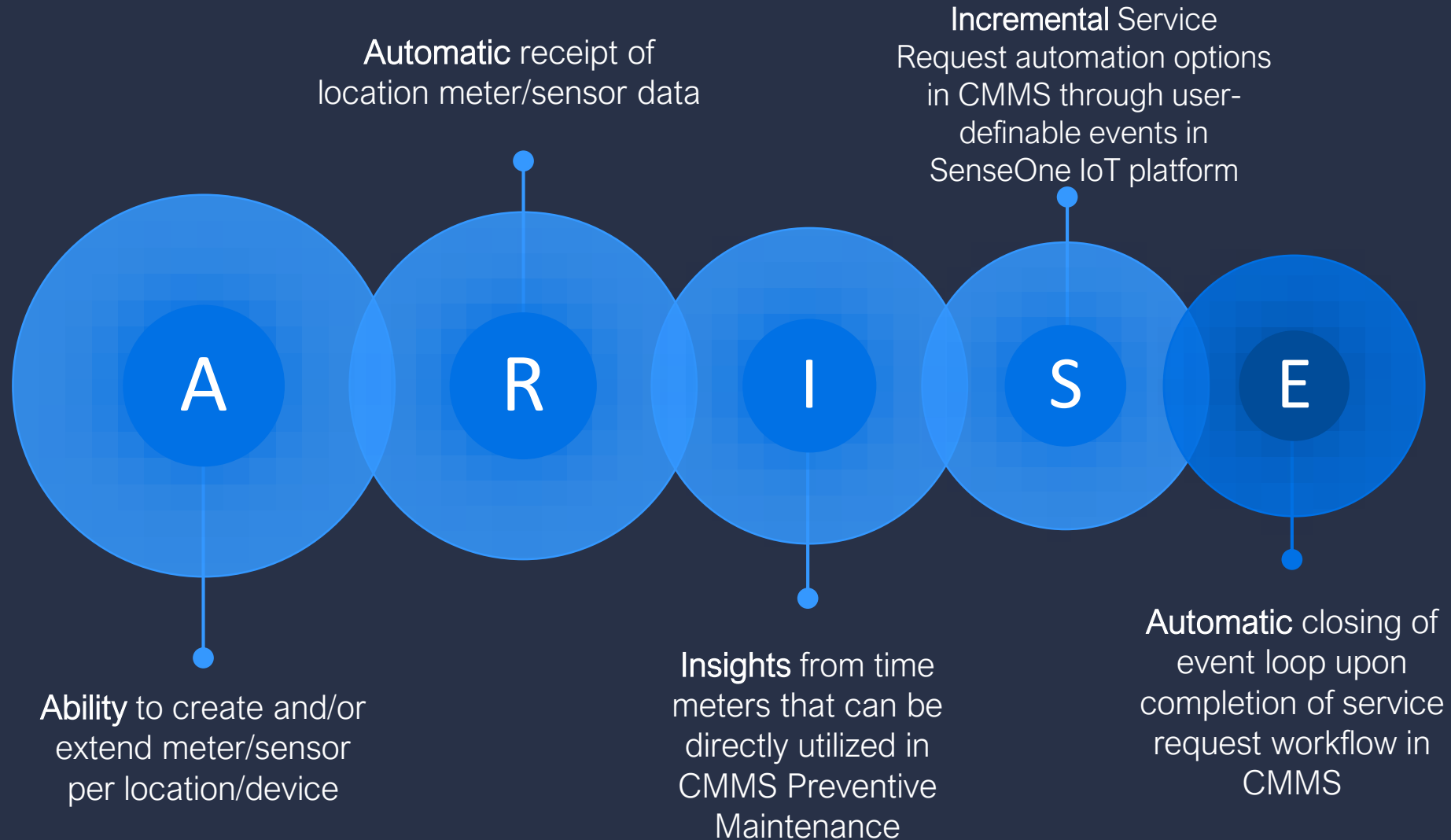
- Map:** A satellite view of the facility with blue location markers.
- Performance Table:**

Category	Value Current Period	Value Previous Period	% Change	Status
Street Lighting Performance	0.08 kWh/min	0.26 kWh/min	-68.62	Green
Waste Treatment Unit Performance	0.03 kWh/m³	1.63 kWh/m³	-98.50	Green
Water Treatment Unit Performance	17.44 kWh/kg	118.90 kWh/kg	-85.32	Green
Water Supply Performance	0.33 kWh/m³	772.18 kWh/m³	-99.96	Green
- Water Consumption Bar Chart:** A bar chart showing consumption over time from Oct 1 to Oct 25, 2018.
- Events Summary:**

Active Events:	2
Total Events:	40
Previous Period Total Events:	153
- Water Production vs Consumption Correlation:** A scatter plot with a regression line. The regression equation is $R(x) = 0.69517x + 5.01757416$ with $R^2 = 0.87264$.
- Water Quality Gauge:** A gauge showing a current value of 528.84 mg/l against a limit of 1200 mg/l.

Business Apps / CMMS Integration

New functionalities enabled for CMMS users:



From Raw Data to Digital Twins

C

Digital Twins

- Digitization and visualization of facilities and installations to gain real time access to simplify decision processes

B


IoT / Business Apps / CMMS Integration

- Integrate business systems to facilitate critical processes

A

Raw Data

- Collect, transform, normalize and filter to create business insights



Singular Logic[™]


 senseone



Singular Logic

senseone

SenseOne IoT Platform / Key figures



Singular Logic[™]

 senseone

